

SharpGrade G-116 (2.95m / 116")
SharpGrade G-128 (3.25m / 128")



SharpGrade G-116 (116")
SharpGrade G-128 (128")

GRADER BLADES FOR LARGE FRAME SKID STEER & COMPACT TRACK LOADERS

■ Large Frame Machines (75hp - 135hp)

.....
The world's first reversible grader blade range
with hydraulic side wings
.....



www.sharpgrade.com

SHARP GRADE[®]
Setting the Grade



Rear blade to precision grade in reverse



Hydraulic wings control material in both directions




Telescopic retracting wheels for confined space / transport

SPECIFICATIONS

	G116	G128
Blade Width Articulated & Wings closed	83" / 2.1m	94" / 2.4m
Blade Width with Side Wings open	116" / 2.95m	128" / 3.25m
Blade Angle	+/- 30 degrees	+/- 30 degrees
Blade Tilt	+/- 10 degrees	+/- 10 degrees
Side Wing Angle	120 degrees total	120 degrees total
Weight	2,904 lb / 1,320 kg	3,214 lb / 1,460 kg
Retracting Front Chassis Beam	Slide retracting	Slide retracting
Retracted Length	94" / 2.38m	97" / 2.48m
Front Blade	Fixed, reversible	Fixed, reversible
Rear Blade	Pivoting, reversible	Pivoting, reversible
Horsepower Range	75 - 100hp	90 - 135hp
Maximum Hydraulic Pressure	3,625psi (250 bar)	3,625psi (250 bar)
Min / Max Flow Rate	21 - 40GPM (80 - 160l/min)	21 - 40GPM (80 - 160l/min)
Underslung Walking Beam	Standard	Standard
Adjustable Hitch Plate	Standard	Standard
Tires	175/50/R13C	195/70/15
Control System	QuadGrade 2D Laser Optional Sonic Tracker	QuadGrade 2D Laser Optional Sonic Tracker
Compatible with all 3D Control Systems	Yes	Yes

* Due to our commitment to continuous improvement specifications are subject to change without notice.



No grease - All linkages are sealed for life

Why choose SharpGrade!

- Accurate grading made easy - level to within 1/8" (3mm)
- Sealed, shielded and lifetime lubricated bearings throughout: Never requires greasing
- Patented QuadRod linkage: keeps blade parallel throughout movement to maintain equal height between front & rear blade
- Retracting front chassis for road legal transport. Fit sideways across the deck of a truck or trailer
- No centre pivot; 3 times faster to grade than conventional designs, no duck walking
- Adjustable Hitch plate: sets chassis level on lower stops for precision grading
- Underslung walking beam: reduces wheel scuff in turns
- Outboard mounted cylinders eliminate cross coupling
- Robust, narrow boxed chassis for unsurpassed visibility
- Angle cylinders are mounted above the material, for longevity
- Tungsten armoured side wings
- Hydraulic side wings control material
- Warranty period (12 months) includes commercial and rental usage
- Warranty period (24 months) for linkages



Robust hydraulic wings grade in either direction







Transform your skidsteer loader into a precision grader blade

Get the performance of a larger grading machine right from the seat of your skidsteer loader and take advantage of your loader's inherent manoeuvrability to level ground with unparalleled ease and efficiency, forwards and backwards!

The G-116 and G-128 come with patented sealed, shielded and lifetime lubricated QuadRod linkages, adjustable hitch plate, pivoting rear blade, underslung walking beam and a retracting front chassis.

Built for hard work the G-116 and G-128 are suited to large frame machines in the 75 - 135 HP bracket, ideal for medium stone and aggregate work, large flat work, road grading, curb & sidewalk prep, subdivisions etc, especially with 3D control.



-  Adjustable height hitch plate
-  Accurately level to within less than 1/8" (3mm)
-  Grade forwards and backwards for maximum productivity
-  QuadRod linkage joints are sealed, lubricated, and maintenance free
-  Zero cross coupling design most rigid and accurate in class
-  Hydraulic side wings

 www.sharpgrade.com